

Balcombe School 'Short-Term' Home learning - Mill Class (Year6)



Daily Tasks

1. Read twice daily for 15 minutes each session. Write one diary entry each day.
2. Work on learning your times tables for 15 minutes daily. Use your preferred method for learning. We recommend 'Times Table Rockstars'.
3. Spend 15 minutes learning the Year 5/6 spellings. Choose 3 words a day.

Try to follow a routine. For example, complete one English and one maths lesson in the morning and a science or geography activity in the afternoon.

English Grammar and Punctuation

Follow these lessons covering the use of colons:

1. <https://classroom.thenational.academy/lessons/to-explore-the-functions-of-a-colon-c5hkjd>
2. <https://classroom.thenational.academy/lessons/to-develop-our-knowledge-of-the-function-of-a-colon-6hjk0t>

Follow these lessons to revise modal verbs and prepositions

3. <https://classroom.thenational.academy/lessons/to-explore-modal-verbs-c9k34d>
4. <https://classroom.thenational.academy/lessons/to-explore-prepositions-6wwkcd>

Spelling

Learn words from the Year 5/6 spelling list (attached):

- Try spelling graffiti
- Write each word in a sentence of your own
- Try making each word in pasta or play dough or write each word in sand or salt

Follow the two revision sessions about the letter pattern ei/ie

1. <https://classroom.thenational.academy/lessons/to-investigate-ee-sound-spelt-ie-or-ei-6xjk8t>
2. <https://classroom.thenational.academy/lessons/to-practise-and-apply-knowledge-of-ee-sound-spelt-ie-or-ei-including-test-74rk2t>

Maths

Follow the lessons below about fractions:

1. <https://classroom.thenational.academy/lessons/to-identify-describe-and-represent-fractions-ccw3ee>
2. <https://classroom.thenational.academy/units/fractions-8ae5>
3. <https://classroom.thenational.academy/lessons/finding-equivalent-fractions-ctgp4r>
4. <https://classroom.thenational.academy/lessons/compare-fractions-less-than-one-c4ukcc>
5. <https://classroom.thenational.academy/lessons/compare-fractions-greater-than-one-c8vkgr>

Science

The following lessons are about light:

1. <https://classroom.thenational.academy/lessons/what-is-light-and-where-does-it-come-from-6rv3je>
2. <https://classroom.thenational.academy/lessons/what-is-reflection-and-how-can-we-use-it-6mt3gd>
3. <https://classroom.thenational.academy/lessons/what-is-refraction-and-how-can-we-use-it-cmv34e>
4. <https://classroom.thenational.academy/lessons/how-do-we-see-light-cnk3ac>
5. <https://classroom.thenational.academy/lessons/where-do-different-colours-come-from-6dhp4t>

Geography




Choose some tasks from the selection below to build on your knowledge of North America:

Find a way to learn the names of all 50 states of the U.S.A. or all 23 countries of North America. For an extra challenge, learn them in a particular order e.g alphabetically.



What is the most impressive North American geographical feature? Find out about it in books or using the Internet and present your information in an interesting way.



Find out as much as you can about Coca-Cola. Produce an illustrated fact-file about the drink that will surprise the class.	
Choose one North American country and find out as much as you can about its capital city. Present the information in an interesting way.	
Cook an 'American' meal with your family. Take photos and write about the experience and why you chose to cook that particular dish or dishes.	

Remember that you can use Seesaw while you are away to post up work you have completed.