

## Balcombe School 'Short-Term' Home learning - Spring Class (Year 4)



### Daily Tasks

1. Read twice daily for 15 minutes each session. Write one diary entry each day.
2. Work on learning your times tables for 15 minutes daily. Use your preferred method for learning. We recommend 'Times Table Rockstars'.
3. Spend 15 minutes learning the Year 3/4 spellings (this half-term, we are focussing on column 3). Choose 3 words a day. See below for ideas.

Try to follow a routine. For example, complete one English and one maths lesson in the morning and a history or geography activity in the afternoon.

### English Grammar and Punctuation

Follow these lessons covering the use of apostrophes and tense:

1. <https://classroom.thenational.academy/lessons/to-explore-the-function-of-apostrophes-70up2d>
2. <https://classroom.thenational.academy/lessons/to-practise-using-simple-past-present-and-future-tense-c5hp2c>

Follow these lessons about word class, expanded noun-phrases and fronted adverbials:

1. <https://classroom.thenational.academy/lessons/to-explore-word-class-6cu3je>
2. <https://classroom.thenational.academy/lessons/to-explore-expanded-noun-phrases-6hh36c>
3. <https://classroom.thenational.academy/lessons/to-explore-the-functions-of-fronted-adverbials-60u68e>

### Spelling

Learn words from the Year 3/4 spelling list (attached):

- Try spelling graffiti
- Write each word in a sentence of your own
- Try making each word in pasta or play dough or write each word in sand or salt
- Try pyramid or step writing

Follow the lessons about double consonants:

1. <https://classroom.thenational.academy/lessons/to-investigate-double-consonants-61j3er>

2. <https://classroom.thenational.academy/lessons/to-practise-and-apply-knowledge-of-double-consonants-ccr34t>

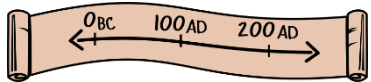



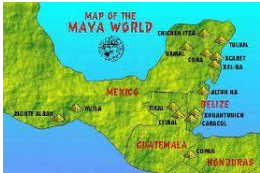
## Maths

Follow the lessons below about reasoning with four-digit numbers:

1. <https://classroom.thenational.academy/lessons/finding-10-100-or-1000-more-than-a-given-number-cmu62c>
2. <https://classroom.thenational.academy/lessons/finding-10-100-or-1000-less-than-a-given-number-c8w3gc>
3. <https://classroom.thenational.academy/lessons/rounding-numbers-to-the-nearest-10-c4uk8c>
4. <https://classroom.thenational.academy/lessons/rounding-numbers-to-the-nearest-100-crv36c>
5. <https://classroom.thenational.academy/lessons/rounding-numbers-to-the-nearest-1000-crr66d>

## History

Choose some tasks from the selection below to build on your knowledge of the Mayans:

Create a timeline of the Mayan people.	
Write a fact file or information book about the different Mayan gods.	
Why did the Mayans build pyramids? What were they for? Find out as much as you can to present in an interesting way.	
Make your own Mayan-style pyramid or Mayan mask. What materials have you got at home or in the garden that you could use?	
Where did the Mayan people come from? Make a map that details where they lived. Try to include as much detail as possible, including the main cities and surrounding areas.	

## Geography

Choose some tasks from the selection below to build on your knowledge of South America:

Find a way to learn the names of all twelve countries and two territories of South America. For an extra challenge, learn them in a particular order e.g alphabetically.



What is the most impressive South American geographical feature? Find out about it in books or using the Internet and present your information in an interesting way.



Find out as much as you can about chocolate and its history. Produce an illustrated fact-file about the treat that will surprise the class.



Choose one South American country and find out as much as you can about its capital city. Present the information in an interesting way.



Many brands of chocolate carry the 'Fairtrade' emblem. What is fair trade? See how many products you have at home that are fair-trade. Make a record of what they are and find out what makes them fair-trade.



Remember that you can use Seesaw while you are away to post up work you have completed.